



contract

254 / Point

258 / Dunstone

262 / Londale

266 / Swisstone

272 / Extreme

276 / Urban

point

POINT BEIGE MULTICOLOR
30x60 (12"x24")



contract | stone effect | point

4

COLORI/ COLOURS / COULEURS / FARBE / COLORES


POINT SILVER V3



POINT BEIGE MULTICOLOR V4



POINT GREY MULTICOLOR V4




POINT SAND V3



1

FORMATI/ SIZES / FORMATS / FORMATE / FORMATOS



▲ 30x60 (12"x24") RT 8,5mm

1

SUPERFICIE/ FINISHE / FINITION / OBERFLÄCHEN / ACABADO

1

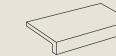
SPESSORE/ THICKNES / ÉPAISSEUR / STÄRKE / ESPESOR

2

PEZZI SPECIALI/ TRIMS / PIECES SPECIALES / FORMTEILE / PIEZAS ESPECIALES



BATTISCOPA
BULLNOSE / PLINTHE / SOCKEL / RODAPIÉ
▲ 8x30 (3"x12") RT 8,5mm



TERMINALE L MONOLITICO
L TERMINAL TEXTURED / TERMINALE ELLE STRUCTURÉ / STRUKTURIERTE
L STÜCK FLIESE / REMATE EN FORMA DE L ESTRUCTURADO
▲ 30x16,5x3,8 (12"x6 1/2"x1 1/2") Not RT 10mm

spessore	8,5mm
formato	30x60 12"x24"
	RT
POINT SILVER	▲
POINT BEIGE MULTICOLOR	▲
POINT GREY MULTICOLOR	▲
POINT SAND	▲

▲ Structured R11

INFORMAZIONI TECNICHE*

TECHNICAL FEATURES / INFORMATIONS TECHNIQUES / TECHNISCHE INFORMATIONEN / INFORMACIÓN TÉCNICA

RT	NOT RT					
CONFORME COMPLIANT / CONFORME ANFORDERUNGEN ERFÜLLT	-	≤0,1%	8,5 mm R≥40 N/mm ² S≥1500 N	-	CONFORME COMPLIANT / CONFORME ANFORDERUNGEN ERFÜLLT	CONFORME COMPLIANT / CONFORME ANFORDERUNGEN ERFÜLLT

CONFORME COMPLIANT / CONFORME ANFORDERUNGEN ERFÜLLT	CONFORME COMPLIANT / CONFORME ANFORDERUNGEN ERFÜLLT	R11 30x60	A+B+C Structured R11	CONFORME COMPLIANT / CONFORME ANFORDERUNGEN ERFÜLLT	CONFORME COMPLIANT / CONFORME ANFORDERUNGEN ERFÜLLT	-

*Legenda a pagina 300 / Legend on page 300 / Légende à la page 300 / Legende auf Seite 300 / Leyenda de la página 300


dunstone




DUNSTONE GREY
60x120 (24"x48")

3 COLORI/ COLOURS / COULEURS / FARBE / COLORES


DUNSTONE IVORY V3




DUNSTONE BEIGE V3




DUNSTONE GREY V3




3 FORMATI/ SIZES / FORMATS / FORMATE / FORMATOS



● 60x120 (24"x48") RT 9mm



● 60x60 (24"x24") RT 8,5mm



● 30x60 (12"x24") RT 8,5mm

1 SUPERFICIE/ FINISHE / FINITION / OBERFLÄCHEN / ACABADO

2 SPESSORI/ THICKNESS / ÉPAISSEUR / STÄRKE / ESPESOR

5 PEZZI SPECIALI/ TRIMS / PIECES SPECIALES / FORMTEILE / PIEZAS ESPECIALES



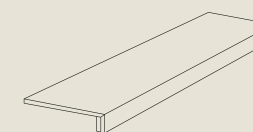
BATTISCOPA
BULLNOSE / PLINTHE / SOCKEL / RODAPIÉ
● 7,2x60 (2.8"x24") RT 8,5mm



SCALINO INCOLLATO
GLUED STEP TREAD / NEZ DE MARCHE COLLÉ / GEKLEBTE STUFENPLATTE / PELDAÑO CON PERFIL PEGADO
● 33x60 (13"x24") RT 8,5mm



SCALINO ANGOLARE INCOLLATO
GLUED CORNER STEP TREAD / CARREAU DE MARCHE COLLÉ PIÈCE ANGULAIRE / GEKLEBTE STUFENPLATTE ECKSTÜCK / PELDAÑO ESQUINA CON PERFIL PEGADO
● 33x33 (13"x13") RT 8,5mm



SCALINO INCOLLATO
GLUED STEP TREAD / NEZ DE MARCHE COLLÉ / GEKLEBTE STUFENPLATTE / PELDAÑO CON PERFIL PEGADO
● 33x120 (13"x48") RT 9mm



SCALINO ANGOLARE INCOLLATO
GLUED CORNER STEP TREAD / CARREAU DE MARCHE COLLÉ PIÈCE ANGULAIRE / GEKLEBTE STUFENPLATTE ECKSTÜCK / PELDAÑO ESQUINA CON PERFIL PEGADO
● 33x120 (13"x48") RT 9mm

spessore	9mm	8,5mm	8,5mm
formato	60x120 24"x48"	60x60 24"x24"	30x60 12"x24"
	RT	RT	RT
DUNSTONE IVORY	●	●	●
DUNSTONE BEIGE	●	●	●
DUNSTONE GREY	●	●	●

● Natural R9

INFORMAZIONI TECNICHE*

TECHNICAL FEATURES / INFORMATIONS TECHNIQUES / TECHNISCHE INFORMATIONEN / INFORMACIÓN TÉCNICA

RT	NOT RT					
CONFORME COMPLIANT / CONFORME ANFORDERUNGEN ERFÜLLT	-	≤0,1%	9 / 8,5 mm R≥40 N/mm ² S≥1500 N	-	CONFORME COMPLIANT / CONFORME ANFORDERUNGEN ERFÜLLT	CONFORME COMPLIANT / CONFORME ANFORDERUNGEN ERFÜLLT

CONFORME COMPLIANT / CONFORME ANFORDERUNGEN ERFÜLLT	CONFORME COMPLIANT / CONFORME ANFORDERUNGEN ERFÜLLT	R9 60x120 - 60x60 - 30x60	A Natural R9	CONFORME COMPLIANT / CONFORME ANFORDERUNGEN ERFÜLLT	CONFORME COMPLIANT / CONFORME ANFORDERUNGEN ERFÜLLT	-

*Legenda a pagina 300 / Legend on page 300 / Légende à la page 300 / Legende auf Seite 300 / Leyenda de la página 300

londale

LONDALE GREY
60x120 (24"x48")



contract | concrete effect | londale

3 COLORI/ COLOURS / COULEURS / FARBE / COLORES

LONDALE SILVER V3




LONDALE BEIGE V3




LONDALE GREY V3




3 FORMATI/ SIZES / FORMATS / FORMATE / FORMATOS



● 60x120 (24"x48") RT 9mm



● 60x60 (24"x24") RT 8,5mm



● 30x60 (12"x24") RT 8,5mm

1 SUPERFICIE/ FINISHE / FINITION / OBERFLÄCHEN / ACABADO

2 SPESSORI/ THICKNESS / ÉPAISSEUR / STÄRKE / ESPESOR

5 PEZZI SPECIALI/ TRIMS / PIECES SPECIALES / FORMTEILE / PIEZAS ESPECIALES



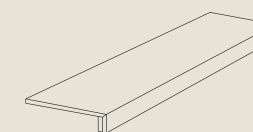
BATTISCOPA
BULLNOSE / PLINTHE / SOCKEL / RODAPIÉ
● 7,2x60 (2.8"x24") RT 8,5mm



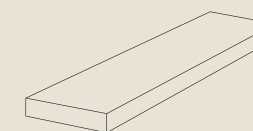
SCALINO INCOLLATO
GLUED STEP TREAD / NEZ DE MARCHE COLLÉ / GEKLEBTE STUFENPLATTE / PELDAÑO CON PERFIL PEGADO
● 33x60 (13"x24") RT 8,5mm



SCALINO ANGOLARE INCOLLATO
GLUED CORNER STEP TREAD / CARREAU DE MARCHE COLLÉ PIÈCE ANGULAIRE / GEKLEBTE STUFENPLATTE ECKSTÜCK / PELDAÑO ESQUINA CON PERFIL PEGADO
● 33x33 (13"x13") RT 8,5mm



SCALINO INCOLLATO
GLUED STEP TREAD / NEZ DE MARCHE COLLÉ / GEKLEBTE STUFENPLATTE / PELDAÑO CON PERFIL PEGADO
● 33x120 (13"x48") RT 9mm



SCALINO ANGOLARE INCOLLATO
GLUED CORNER STEP TREAD / CARREAU DE MARCHE COLLÉ PIÈCE ANGULAIRE / GEKLEBTE STUFENPLATTE ECKSTÜCK / PELDAÑO ESQUINA CON PERFIL PEGADO
● 33x120 (13"x48") RT 9mm

spessore	9mm	8,5mm	8,5mm
formato	60x120 24"x48"	60x60 24"x24"	30x60 12"x24"
	RT	RT	RT
LONDALE SILVER	●	●	●
LONDALE BEIGE	●	●	●
LONDALE GREY	●	●	●

● Natural R9

INFORMAZIONI TECNICHE*

TECHNICAL FEATURES / INFORMATIONS TECHNIQUES / TECHNISCHE INFORMATIONEN / INFORMACIÓN TÉCNICA

RT	NOT RT					
CONFORME COMPLIANT / CONFORME ANFORDERUNGEN ERFÜLLT	-	≤0,1%	9 / 8,5 mm R≥40 N/mm ² S≥1500 N	-	CONFORME COMPLIANT / CONFORME ANFORDERUNGEN ERFÜLLT	CONFORME COMPLIANT / CONFORME ANFORDERUNGEN ERFÜLLT

CONFORME COMPLIANT / CONFORME ANFORDERUNGEN ERFÜLLT	CONFORME COMPLIANT / CONFORME ANFORDERUNGEN ERFÜLLT	R9 60x120 - 60x60 - 30x60	A Natural R9	CONFORME COMPLIANT / CONFORME ANFORDERUNGEN ERFÜLLT	CONFORME COMPLIANT / CONFORME ANFORDERUNGEN ERFÜLLT

*Legenda a pagina 300 / Legend on page 300 / Légende à la page 300 / Legende auf Seite 300 / Leyenda de la página 300

swisstone

SWISSTONE GREY
60x120 (24"x48")



contract | stone effect | swisstone

4

COLORI/
COLOURS / COULEURS / FARBE / COLORES

SWISSTONE ANTHRACITE **V3** **LEED COMPLIANT**



SWISSTONE GREY **V3** **LEED COMPLIANT**



SWISSTONE TAUPE **V3** **LEED COMPLIANT**



SWISSTONE BEIGE **V3** **LEED COMPLIANT**



4

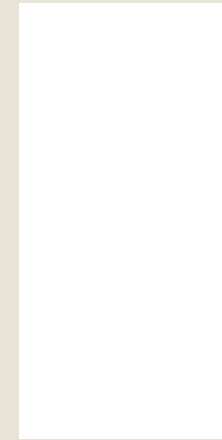
FORMATI/
SIZES / FORMATS / FORMATE / FORMATOS

2


SUPERFICI/
FINISHES / FINITIONS / OBERFLÄCHEN / ACABADOS

3


SPESSORI/
THICKNESS / ÉPAISSEUR / STÄRKE / ESPESOR



■ 60x120 (24"x48") RT 9mm



■ 60x60 (24"x24") RT 8,5mm
▲ 60x60 (24"x24") RT **K2** 20mm



■ 30x60 (12"x24") RT 8,5mm

spessore	9mm	8,5mm	8,5mm	20mm
formato	60x120 24"x48"	60x60 24"x24"	30x60 12"x24"	60x60 24"x24"
	RT	RT	RT	RT
SWISSTONE ANTHRACITE	■	■	■	▲
SWISSTONE GREY	■	■	■	▲
SWISSTONE TAUPE	■	■	■	▲
SWISSTONE BEIGE	■	■	■	▲

■ Structured R10 | ▲ Structured R11

5

PEZZI SPECIALI/

TRIMS / PIECES SPECIALES / FORMTEILE /
PIEZAS ESPECIALES



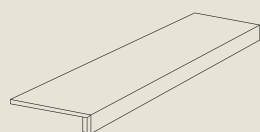
BATTISCOPA
BULLNOSE / PLINTHE / SOCKEL / RODAPIÉ
■ 7,2x60 (2.8"x24") RT 8,5mm



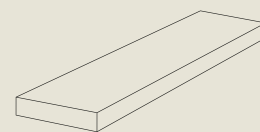
SCALINO INCOLLATO
GLUED STEP TREAD / NEZ DE MARCHE COLLÉ / GEKLEBTE
STUFENPLATTE / PELDAÑO CON PERFIL PEGADO
■ 33x60 (13"x24") RT 8,5mm



SCALINO ANGOLARE INCOLLATO
GLUED CORNER STEP TREAD / CARREAU DE MARCHE
COLLÉ PIÈCE ANGULAIRE / GEKLEBTE STUFENPLATTE
ECKSTÜCK / PELDAÑO ESQUINA CON PERFIL PEGADO
■ 33x33 (13"x13") RT 8,5mm



SCALINO INCOLLATO
GLUED STEP TREAD / NEZ DE MARCHE COLLÉ / GEKLEBTE
STUFENPLATTE / PELDAÑO CON PERFIL PEGADO
■ 33x120 (13"x48") RT 9mm



SCALINO ANGOLARE INCOLLATO
GLUED CORNER STEP TREAD / CARREAU DE MARCHE
COLLÉ PIÈCE ANGULAIRE / GEKLEBTE STUFENPLATTE
ECKSTÜCK / PELDAÑO ESQUINA CON PERFIL PEGADO
■ 33x120 (13"x48") RT 9mm

10

PEZZI SPECIALI K₂/

TRIMS K₂ / PIECES SPECIALES K₂ / FORMTEILE K₂ /
PIEZAS ESPECIALES K₂



ANGOLARE BORDO TORO
BULLNOSE EDGE CORNER / ANGLE
CHANT ARRONDI / STUFENPLATTE
ECKSTÜCK / ANGULAR CANTO ROMO
▲ 30x30 (12"x12") RT 20mm



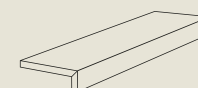
GRADINO BORDO TORO
BULLNOSE EDGE STEP / NEZ DE
MARCHE ARRONDI / ABGERUNDETE
STUFENPLATTE / PELDAÑO CANTO ROMO
▲ 30x60 (12"x24") RT 20mm



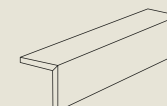
TOP BORDO TORO
BULLNOSE EDGE TOP / MARCHE SUP.
CHANT ARRONDI / ABGERUNDETE
ABDECKPLATTE / TOP CANTO ROMO
▲ 30x60 (12"x24") RT 20mm



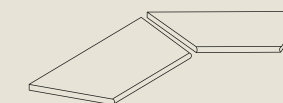
GRIGLIA
GRID / GRIL / GRILL / REJILLA
▲ 15x60 (6"x24") RT 20mm



TERMINALE L
L TERMINAL / NEZ DE MARCHE EN L /
ENDABDECKPLATTE L-FORM / TERMINAL L (PEGADO)
▲ 60x33x5 (13"x24"x2") RT 20mm
▲ 60x20x5 (24"x8"x2") RT 20mm



CORDOLO L
L KERB / BORDURE EN L /
KANTE L-FORM / CANTONERA L (PEGADA)
▲ 60x20x15 (24"x8"x6") RT 20mm



ANGOLARE INTERNO BORDO TORO
INT. BULLNOSE EDGE CORNER / ANG. INT.
CHANT ARRONDI / AUSSENECKTRITTSTUFE /
ANG. INT. CANTO ROMO
▲ 30x60 (12"x24") RT 20mm



ANGOLARE ESTERNO BORDO TORO
EXT. BULLNOSE EDGE CORNER / ANG. EXT.
CHANT ARRONDI / AUSSENECKTRITTSTUFE /
ANG. EXT. CANTO ROMO
▲ 30x60 (12"x24") RT 20mm



ANGOLARE GRIGLIA
CORNER GRID / GRILLE D'ANGLE /
ECKE GRAT / ANGULAR REJILLA
▲ 15x60 (6"x24") RT 20mm

INFORMAZIONI TECNICHE*

TECHNICAL FEATURES / INFORMATIONS TECHNIQUES / TECHNISCHE INFORMATIONEN / INFORMACIÓN TÉCNICA

RT	NOT RT					
CONFORME COMPLIANT / CONFORME ANFORDERUNGEN ERFÜLLT	-	≤0,1%	9 / 8,5 mm R≥40 N/mm ² S≥1500 N	20 mm R≥45 N/mm ² S≥10000 N	CONFORME COMPLIANT / CONFORME ANFORDERUNGEN ERFÜLLT	CONFORME COMPLIANT / CONFORME ANFORDERUNGEN ERFÜLLT

CONFORME COMPLIANT / CONFORME ANFORDERUNGEN ERFÜLLT	CONFORME COMPLIANT / CONFORME ANFORDERUNGEN ERFÜLLT	R10 60x120 - 60x60 - 30x60 R11 60x60 K2	A+B Structured R10 A+B+C Structured R11	CONFORME COMPLIANT / CONFORME ANFORDERUNGEN ERFÜLLT	CONFORME COMPLIANT / CONFORME ANFORDERUNGEN ERFÜLLT	≥36 60x120 - 60x60 - 30x60

*Legenda a pagina 300 / Legend on page 300 / Légende à la page 300 / Legende auf Seite 300 / Leyenda de la página 300

extreme

EXTREME GREY
45x90 (18"x36") K2 20 mm




contract | stone effect | extreme

3

COLORI/
COLOURS / COULEURS / FARBE / COLORES


EXTREME BEIGE V3



EXTREME GREY V3




EXTREME ANTHRACITE V3




2

FORMATI/
SIZES / FORMATS / FORMATE / FORMATOS



▲ 45x90 (18"x36") RT **K2** 20mm



▲ 60x60 (24"x24") RT **K2** 20mm

1

SUPERFICIE/
FINISHE / FINITION / OBERFLÄCHEN / ACABADO

1

SPESSORE/
THICKNESS / ÉPAISSEUR / STÄRKE / ESPESOR

14

PEZZI SPECIALI K2/
TRIMS K2 / PIECES SPECIALES K2 / FORMTEILE K2 /
PIEZAS ESPECIALES K2



ANGOLARE BORDO TORO
BULLNOSE EDGE CORNER / ANGLE CHANT ARRONDI /
STUFENPLATTE ECKSTÜCK / ANGULAR CANTO ROMO
▲ 30x30 (12"x12") RT 20mm



GRADINO BORDO TORO
ROUNDED STEP TREAD / NEZ DE MARCHE ARRONDI /
GERUNDET STUFENPLATTE / PELDAÑO CANTO ROMO
▲ 45x90 (18"x36") RT 20mm
▲ 30x60 (12"x24") RT 20mm



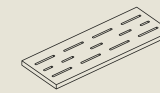
TOP BORDO TORO
BULLNOSE EDGE TOP / MARCHE SUP. CHANT ARRONDI /
ABGERUNDETE ABDECKPLATTE / TOP CANTO ROMO
▲ 30x60 (12"x24") RT 20mm



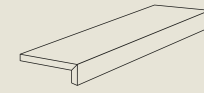
ANGOLARE INTERNO BORDO TORO
INT. BULLNOSE EDGE CORNER / ANGLE INT. CHANT ARRONDI /
INNENECKTRITTSTUFE / ANG. INT. CANTO ROMO
▲ 45x90 (18"x36") RT 20mm
▲ 30x60 (12"x24") RT 20mm



ANGOLARE ESTERNO BORDO TORO
EXT. BULLNOSE EDGE CORNER / ANG. EXT. CHANT ARRONDI /
AUSSENECKTRITTSTUFE / ANG. EXT. CANTO ROMO
▲ 45x90 (18"x36") RT 20mm
▲ 30x60 (12"x24") RT 20mm



GRIGLIA
GRID / GRIL / GRILL / REJILLA
▲ 15x60 (6"x24") RT 20mm



TERMINALE L
L TERMINAL / NEZ DE MARCHE EN L /
ENDABDECKPLATTE L-FORM / TERMINAL L (PEGADO)
▲ 90x45x15 (36"x18"x6") RT 20mm
▲ 60x33x5 (24"x13"x2") RT 20mm
▲ 60x20x5 (24"x8"x2") RT 20mm



CORDOLO L
L KERB / BORDURE EN L / KANTE L-FORM /
CANTONERA L (PEGADA)
▲ 60x20x15 (24"x8"x6") RT 20mm



ANGOLARE GRIGLIA
CORNER GRID / GRILLE D'ANGLE /
ECKE GRAT / ANGULAR REJILLA
▲ 15x60 (6"x24") RT 20mm

spessore	20mm	20mm
formato	45x90 18"x36"	60x60 24"x24"
	RT	RT
EXTREME BEIGE	▲	▲
EXTREME GREY	▲	▲
EXTREME ANTHRACITE	▲	▲

▲ Structured R11

INFORMAZIONI TECNICHE*

TECHNICAL FEATURES / INFORMATIONS TECHNIQUES / TECHNISCHE INFORMATIONEN / INFORMACIÓN TÉCNICA

RT	NOT RT					
CONFORME COMPLIANT / CONFORME ANFORDERUNGEN ERFÜLLT	-	≤0,1%	20 mm R≥45 N/mm ² S≥10000 N	-	CONFORME COMPLIANT / CONFORME ANFORDERUNGEN ERFÜLLT	CONFORME COMPLIANT / CONFORME ANFORDERUNGEN ERFÜLLT

CONFORME COMPLIANT / CONFORME ANFORDERUNGEN ERFÜLLT	CONFORME COMPLIANT / CONFORME ANFORDERUNGEN ERFÜLLT	R11 45x90 K2 - 60x60 K2	A+B+C Structured R11	CONFORME COMPLIANT / CONFORME ANFORDERUNGEN ERFÜLLT	CONFORME COMPLIANT / CONFORME ANFORDERUNGEN ERFÜLLT	-

*Legenda a pagina 300 / Legend on page 300 / Légende à la page 300 / Legende auf Seite 300 / Leyenda de la página 300

urban



URBAN GREY
60x60 (24"x24")

3 COLORI/ COLOURS / COULEURS / FARBE / COLORES

URBAN IVORY V2




URBAN GREY V2



URBAN ANTHRACITE V2



2 FORMATI/ SIZES / FORMATS / FORMATE / FORMATOS



■ 60x60 (24"x24") RT 8,5mm



■ 30x60 (12"x24") RT 8,5mm

1 SUPERFICIE/ FINISHE / FINITION / OBERFLÄCHEN / ACABADO

1 SPESSORE/ THICKNES / ÉPAISSEUR / STÄRKE / ESPESOR

1 PEZZO SPECIALE/ TRIM / PIECE SPECIALE / FORMTEILE / PIEZA ESPECIAL



BATTISCOPIA
BULLNOSE / PLINTHE / SOCKEL / RODAPIÉ
■ 7,2x60 (2,8"x24") RT 8,5mm

spessore	8,5mm	8,5mm
formato	60x60 24"x24"	30x60 12"x24"
	RT	RT
URBAN IVORY	■	■
URBAN GREY	■	■
URBAN ANTHRACITE	■	■

■ Grip R10

INFORMAZIONI TECNICHE*

TECHNICAL FEATURES / INFORMATIONS TECHNIQUES / TECHNISCHE INFORMATIONEN / INFORMACIÓN TÉCNICA

RT	NOT RT					
CONFORME COMPLIANT / CONFORME ANFORDERUNGEN ERFÜLLT	-	≤0,1%	8,5 mm R≥40 N/mm ² S≥1500 N	-	CONFORME COMPLIANT / CONFORME ANFORDERUNGEN ERFÜLLT	CONFORME COMPLIANT / CONFORME ANFORDERUNGEN ERFÜLLT

CONFORME COMPLIANT / CONFORME ANFORDERUNGEN ERFÜLLT	CONFORME COMPLIANT / CONFORME ANFORDERUNGEN ERFÜLLT	R10 45x90 K2 - 60x60 K2	A+B GRIP R10	CONFORME COMPLIANT / CONFORME ANFORDERUNGEN ERFÜLLT	CONFORME COMPLIANT / CONFORME ANFORDERUNGEN ERFÜLLT	-

*Legenda a pagina 300 / Legend on page 300 / Légende à la page 300 / Legende auf Seite 300 / Leyenda de la página 300